

TECHNICAL RIDER

1 - FOH

1. High Quality sound system, appropriate for delivering high SPL at highest sound quality to the entire audience. Main System must consist of 4 full range 12" or 15" speakers mounted on stands. (L-acoustics, Martin Audio, d&b).

2. Console

Conchas will need a small mixing console with at least **6 input channels** of audio, with parametric equalization. If it is an analog console it will also be needed a 31-band graphic equalizer for each output of the PA (Klark Teknik DN360 ou BSS Opal), and one reverb unit.

2 - MONITORS

1. This show doesn't need monitors for the artists.

3 – INPUT LIST

CH	DESIGNATION	MICRO/DI	STAND
1	Aquofone	Lavalier microphone with wireless Sennheiser EW	-----
3	PC L – Plugged at console for technician	-----	-----
4	PC R - Plugged at console for technician	-----	-----

4 – Lights

- DMX cable (3 or 5 pin) to Plug the technician's own software.
- 48 available and fully working dimmer Channels.
- 16 – PAR 64 CP62
- 7 – PC 1KW
- 2 – Profile 15°|30° – 2000Watts
- 10 – Profile 15°|30° – 750Watts ou 1000Watts
- 6 – Fresnell 1KW

Every light must have filter/gel holders and barn doors.

This list of equipment refers to the minimum lighting conditions for this show. It is possible that an equipment reinforcement is needed, it depends on the stage/venue size.

5 – STAGE

- Black box with 3 LEGS on each side.
- 8m x 8m acting area.
- 4 x lighting rod.
- The audience must be at the same level as the artists

Very Important: We ask for the stage to be **cleaned and mopped**, as not to damage any props or scenery.

6 – CONTROL ROOM

- The control room/table must be situated on the **right side of the audience** (between side legs) and must have all the connections ready for the technician to plug his own equipment, as well as **4 x 230V/50Hz electrical outlets (Portuguese sockets)**.
- It will be needed a small table (1m x 0,8m) for the technician's equipment.



7 – LOCAL CREW

Although **Conchas** has its own sound/lights engineer, please be sure to provide **one capable sound engineer** and **one capable light engineer** in order to assist all technical work.

All the scenery and technical equipment shall not be moved after sound/light checking and rehearsal.

Setup Time:

Total Setup time is **6h**, counting on setting up scenery, programming the software, tuning the lights, soundcheck and rehearsal.

This Setup time comprehends the normal conditions of a fully equipped venue. If there's no time for pre-setting the lights before the arrival of our team, please let us know, because it will take up more time.

We thank you in advance if you could let us know of any anomaly in the venue.

It would be great if you could send us the stage plot and the list of the venue/festival equipment available for us, **as soon as possible**.

The disregard for these conditions may compromise our show's quality. The technical team, in accordance with the d'Orfeu Board, may cancel the show if the technical rider presented to us doesn't fit our needs.

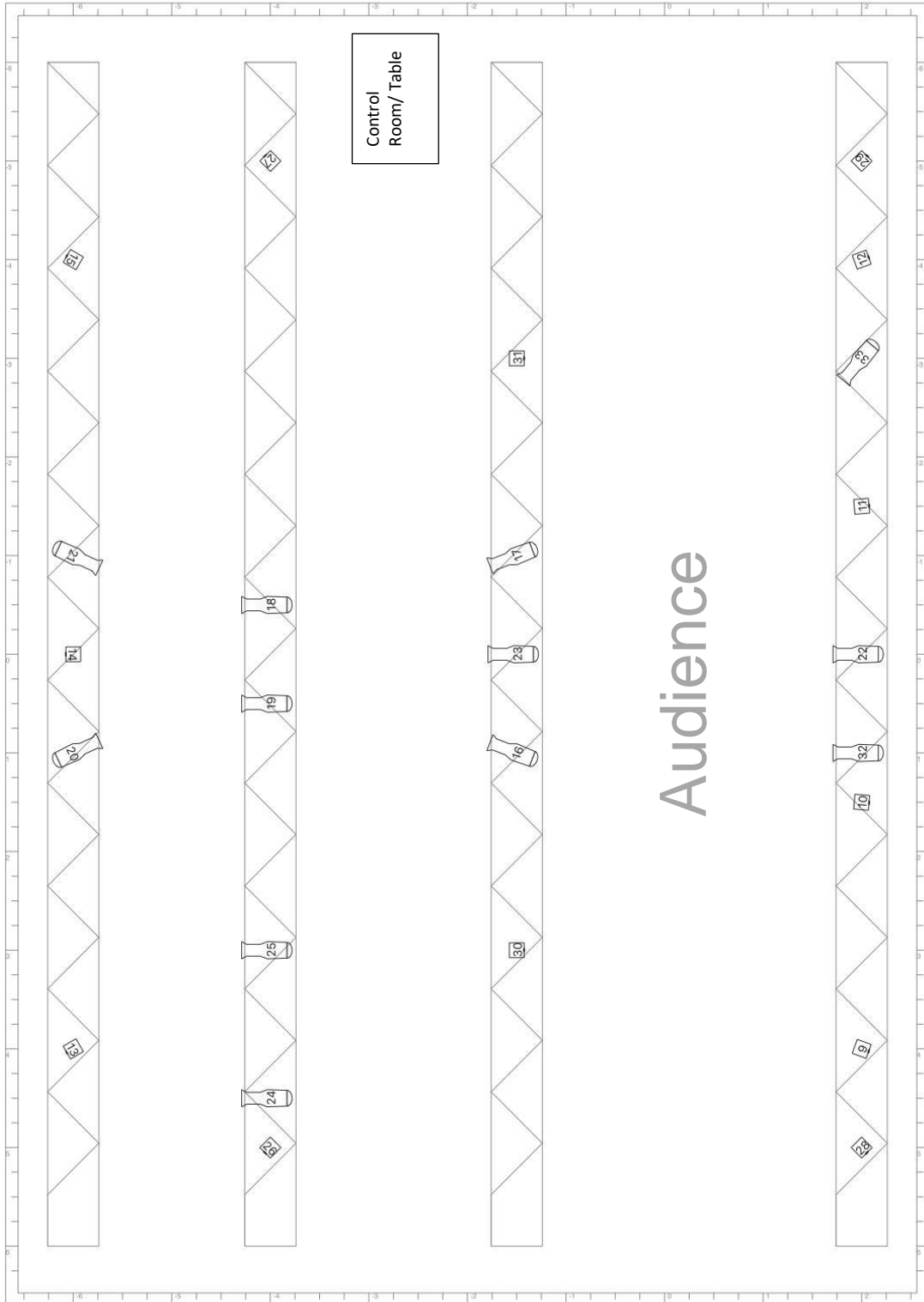
8 - Contacts

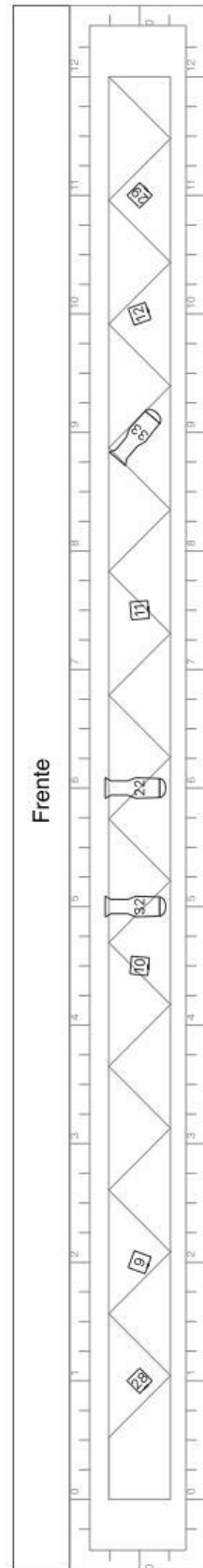
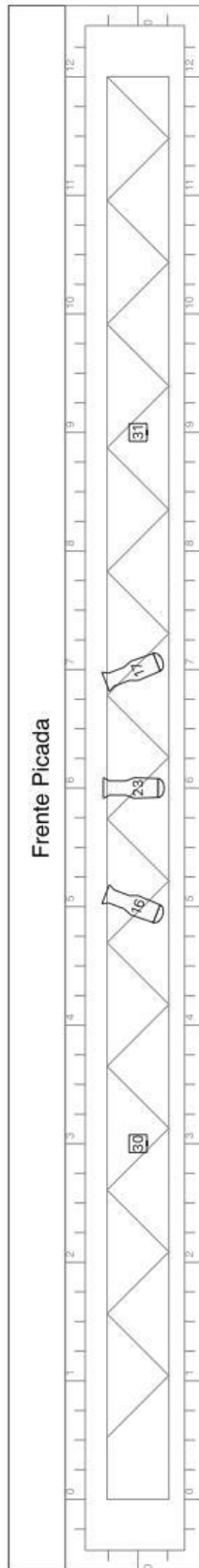
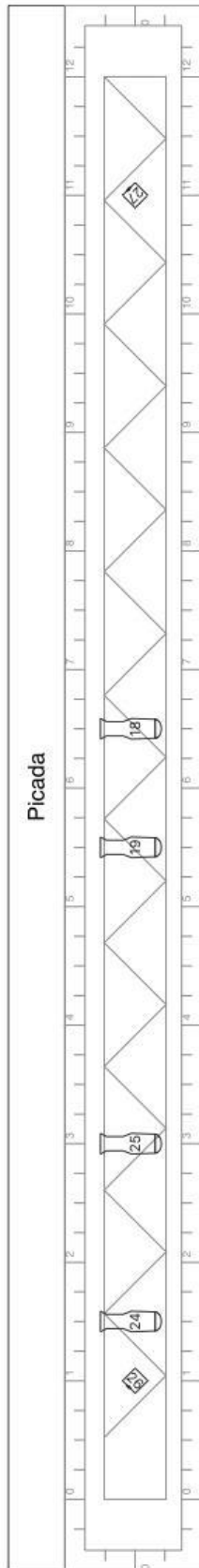
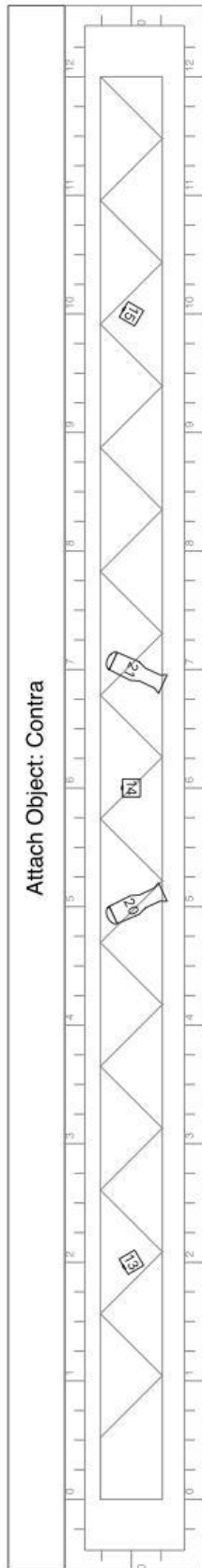
Sound/Lights engineer – César Cardoso
Tel: +351 962 783 296
e-mail: cesardmcardoso@gmail.com

Technical Director – Luís Nunes
Tel: +351 936 006 384
e-mail: nunes@dorfeu.pt


<http://www.dorfeu.pt/>







Floor Lights:



Num.	Name	Projector	Colour Filter	Position	C. DMX
9	Frente Geral	PC		Frontlight	
10	Frente Geral	PC		Frontlight	
11	Frente Geral	PC		Frontlight	
12	Frente Geral	PC		Frontlight	
13	Contra Geral	PC		Backlight	
14	Contra Geral	PC		Backlight	
15	Contra Geral	PC		Backlight	
16	Boca Recorte	Profile 750W	L202	Front Downlight	
17	Boca Recorte	Profile 750W	L202	Front Downlight	
18	Recorte Pic	Profile 750W		Downlight	
19	Recorte Pic	Profile 750W		Downlight	
20	Contra Centro	Profile 750W	L203	Backlight	
21	Contra Centro	Profile 750W	L203	Backlight	
22	Frente Mont	Profile 750W	L201	Frontlight	
23	Montanha	Profile 2000W	L156	Front Downlight	
24	Aquário	Profile 750W	L172	Downlight	
25	Músico	Profile 750W	L201	Downlight	
26	Audience Colour	Fresnell	L172	Downlight	
27	Audience Colour	Fresnell	L172	Downlight	
28	Audience Colour	Fresnell	L172	Frontlight	
29	Audience Colour	Fresnell	L172	Frontlight	
30	Audience	Fresnell		Front Downlight	
31	Audience	Fresnell		Front Downlight	
32	Musico FR	Profile 750W	L201	Frontlight	
33	Aquário FR	Profile 2000W	L172	Frontlight	
34	Blue	PAR64 CP61	L071	Floor (ciclorama)	
35	Lagoon	PAR64 CP61	L172	Floor (ciclorama)	
36	Orange	PAR64 CP61	L021	Floor (ciclorama)	
37	Green	PAR64 CP61	L327	Floor (ciclorama)	
38	Blue	PAR64 CP61	L071	Floor (ciclorama)	
39	Lagoon	PAR64 CP61	L172	Floor (ciclorama)	
40	Orange	PAR64 CP61	L021	Floor (ciclorama)	
41	Green	PAR64 CP61	L327	Floor (ciclorama)	
42	Blue	PAR64 CP61	L071	Floor (ciclorama)	
43	Lagoon	PAR64 CP61	L172	Floor (ciclorama)	
44	Orange	PAR64 CP61	L021	Floor (ciclorama)	
45	Green	PAR64 CP61	L327	Floor (ciclorama)	
46	Blue	PAR64 CP61	L071	Floor (ciclorama)	
47	Lagoon	PAR64 CP61	L172	Floor (ciclorama)	
48	Orange	PAR64 CP61	L021	Floor (ciclorama)	
49	Green	PAR64 CP61	L327	Floor (ciclorama)	

*The DMX channels 1 through 8 are reserved for LEDPAR in case the venue doesn't have conventional lighting or the usual technical equipment.